

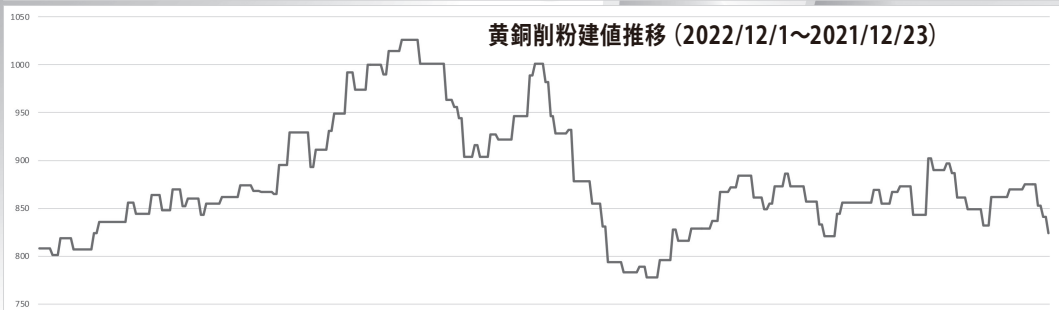

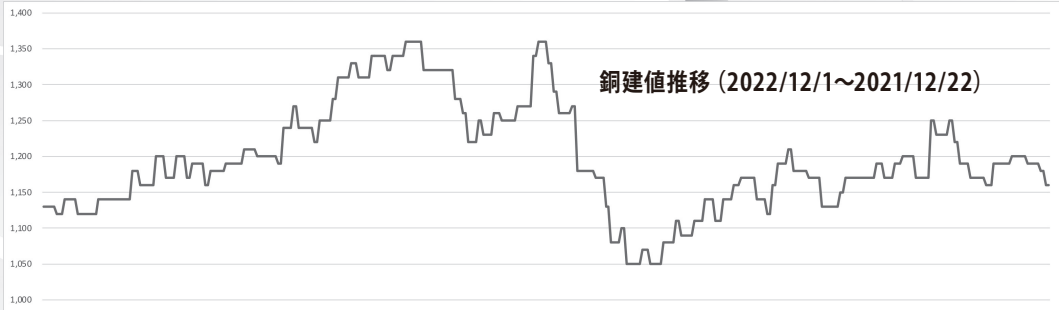
2022年【後半】（2022年7月～2022年12月）

（円／キロ、金は円／グラム、カッコ内は実施日）

	銅	鉛	亜鉛	金-月間平均	銀-月間平均	錫	黄銅削粉	インジウム
2022年7月	1170(01)	324(01)	484(01)	7,669.90	85,720	5,100(01)	855(01)	42,000~44,000
	1130(05)	333(08)	466(06)			4,900(14)	831(05)	
	1080(07)	330(14)	484(11)				794(07)	
	1100(11)	336(25)	469(14)				783(13)	
	1050(13)		472(20)				789(19)	
	1070(19)						778(22)	
	1050(22)						796(27)	
	1080(27)							
月内平均	1085.5(27)	330.6(25)	474.3(20)			4,990(14)		
2022年8月	1110(01)	336(01)	508(01)	7,690.19	86,910	4,800(01)	828(01)	41,000~43,000
	1090(03)	345(08)	511(04)				816(03)	
	1110(08)	339(24)	532(09)				829(08)	
	1140(12)		562(17)				837(16)	
	1110(16)		544(22)				867(19)	
	1140(19)		559(26)				872(23)	
	1160(23)						884(26)	
	1170(26)							
月内平均	1129.5(26)	340.7(24)	537.0(26)			4,800(01)		
2022年9月	1140(01)	336(01)	547(01)	7,768.45	87,960	4,700(01)	861(01)	41,000~43,000
	1120(05)	339(08)	502(06)				849(05)	
	1160(07)	342(14)	505(12)				855(07)	
	1190(09)	318(26)	517(15)				873(09)	
	1210(13)		493(21)				886(13)	
	1180(15)		463(27)				873(15)	
	1170(21)						857(21)	
	1130(26)						833(26)	
月内平均	1158.5(26)	333.9(26)	502.3(27)			4,500(07)		
2022年10月	1150(03)	336(03)	490(03)	7,906.95	93,470	4,450(03)	844(03)	41,000~45,000
	1170(05)	360(07)	505(06)				856(05)	
	1190(17)	372(17)	481(12)				869(17)	
	1170(20)	348(26)	493(17)				855(20)	
	1190(24)		487(20)				867(24)	
	1200(27)						873(27)	
	月内平均	1178.9(27)	357.0(26)			490.2(20)		
2022年11月	1170(01)	354(01)	457(01)	7,919.60	97,740	4,100(01)	843(01)	40,000~43,000
	1250(07)	363(08)	484(07)				902(07)	
	1230(09)	357(24)	472(10)				890(09)	
	1250(14)		493(15)				897(14)	
	1220(16)		472(18)				887(16)	
	1190(18)		445(25)				861(18)	
	1170(22)						849(22)	
	1160(28)						832(28)	
月内平均	1202.1(28)	359.7(24)	469.3(25)			4,310(14)		
2022年12月	1190(01)	360(01)	475(01)	7,829.95	102,960	4,600(01)	862(01)	37,000~39,000
	1200(08)	357(07)	481(06)				870(08)	
	1190(14)	354(22)	502(09)				875(14)	
	1180(19)		508(14)				853(19)	
	1160(21)		469(19)				841(21)	
			427(23)				824(23)	
	月内平均	1185.0(21)	356.9(22)			474.1(23)		

2022年12月30日現在

fluctuation of official prices



2022年8月の海外相場と為替相場

入電日	銅		錫		鉛	亜鉛	アルミ	ニッケル	為替
年 月 日	LME	COMEX	LME	K L T M	LME				ドル
22 8 1	-	-	-	-	-	-	-	-	133.91
2	7,930.5	355.20	25,795	-	2,057.0	3,405.5	2,469.5	24,025	131.88
3	7,819.0	352.45	24,700	-	2,042.0	3,445.0	2,448.5	22,825	134.74
4	7,774.0	346.95	24,350	-	2,021.0	3,355.0	2,403.0	22,000	134.66
5	7,642.0	348.30	24,600	-	2,019.5	3,431.0	2,374.0	22,035	134.02
6	7,830.5	355.30	24,755	-	2,092.0	3,550.0	2,447.5	22,170	-
7	-	-	-	-	-	-	-	-	-
8	-	-	-	-	-	-	-	-	136.34
9	7,835.0	358.75	23,100	-	2,140.5	3,507.0	2,435.5	21,725	135.89
10	7,971.5	359.25	24,495	-	2,183.0	3,577.0	2,488.0	21,355	136.25
11	7,976.0	365.55	23,850	-	2,175.0	3,632.0	2,462.5	21,330	-
12	8,140.0	371.05	24,875	-	2,185.5	3,727.0	2,498.0	23,110	134.29
13	8,065.0	367.60	25,010	-	2,176.0	3,672.0	2,468.5	23,225	-
14	-	-	-	-	-	-	-	-	-
15	-	-	-	-	-	-	-	-	133.97
16	7,865.5	362.90	24,300	-	2,175.0	3,621.0	2,389.5	21,850	134.18
17	7,992.0	363.65	24,995	-	2,192.0	3,877.0	2,442.0	22,500	135.31
18	7,955.0	359.80	24,950	-	2,141.0	3,635.5	2,414.0	22,035	135.91
19	8,020.0	364.65	24,550	-	2,126.0	3,574.0	2,412.0	21,850	137.31
20	8,051.0	368.35	24,950	-	2,070.0	3,532.0	2,376.0	21,575	-
21	-	-	-	-	-	-	-	-	-
22	-	-	-	-	-	-	-	-	138.17
23	8,041.0	367.05	24,500	-	2,032.0	3,550.0	2,387.5	21,810	138.30
24	8,100.5	370.45	24,545	-	2,005.0	3,520.0	2,438.5	21,780	137.93
25	8,031.5	366.05	24,455	-	1,958.0	3,561.0	2,422.0	21,350	137.98
26	8,155.0	371.05	24,650	-	1,997.0	3,622.0	2,442.5	21,250	137.76
27	8,315.0	371.15	24,450	-	1,997.5	3,678.0	2,495.0	21,510	-
28	-	-	-	-	-	-	-	-	-
29	-	-	-	-	-	-	-	-	139.34
30	-	-	-	-	-	-	-	-	139.57
31	7,910.5	354.50	23,775	-	1,979.0	3,592.0	2,406.5	21,385	139.63
平均値	7,972.4	361.90	24,555	-	2,084.0	3,574.5	2,434.3	22,033	136.24

2022年9月の海外相場と為替相場

入電日 年月 日	銅		錫		鉛	亜鉛	アルミ	ニッケル	為替
	LME	COMEX	LME	KLTMT	LME				ドル
22 9 1	7,721.0	351.85	23,600	-	1,950.0	3,540.0	2,368.5	21,255	140.53
2	7,702.0	341.45	21,625	-	1,915.0	3,300.0	2,306.0	20,525	141.09
3	7,587.0	342.15	21,700	-	1,890.0	3,144.5	2,309.0	20,200	-
4	-	-	-	-	-	-	-	-	-
5	-	-	-	-	-	-	-	-	141.35
6	7,652.5	-	21,650	-	1,882.0	3,265.0	2,290.5	21,000	141.27
7	7,707.0	346.90	21,750	-	1,895.0	3,217.0	2,260.0	21,355	144.12
8	7,730.0	343.80	20,525	-	1,895.0	3,171.0	2,230.5	21,450	145.48
9	7,906.0	353.60	21,700	-	1,888.0	3,192.0	2,256.0	21,400	144.81
10	7,985.0	358.10	21,305	-	1,918.0	3,222.5	2,280.0	22,200	-
11	-	-	-	-	-	-	-	-	-
12	-	-	-	-	-	-	-	-	-
13	8,026.0	362.55	21,550	-	1,929.0	3,248.0	2,288.5	23,325	143.54
14	8,230.0	358.10	22,245	-	1,956.0	3,319.5	2,309.5	24,655	145.49
15	7,865.0	354.55	21,350	-	1,930.0	3,215.0	2,227.5	23,755	144.34
16	7,806.0	352.35	20,900	-	1,936.0	3,225.0	2,272.0	23,310	144.11
17	7,792.0	356.10	21,185	-	1,882.0	3,124.0	2,259.0	23,500	-
18	-	-	-	-	-	-	-	-	-
19	-	-	-	-	-	-	-	-	-
20	7,772.0	355.75	20,450	-	1,882.0	3,145.0	2,232.0	24,610	144.28
21	7,796.0	354.80	21,200	-	1,874.0	3,201.5	2,245.5	24,750	144.73
22	7,761.5	351.20	21,635	-	1,847.0	3,132.0	2,191.0	24,860	-
23	7,815.0	349.85	21,745	-	1,877.0	3,131.5	2,195.5	24,525	-
24	7,446.0	337.15	21,410	-	1,802.0	3,035.0	2,153.0	23,135	-
25	-	-	-	-	-	-	-	-	-
26	-	-	-	-	-	-	-	-	145.02
27	7,449.0	331.35	20,595	-	1,776.0	2,944.0	2,125.5	22,150	145.51
28	7,475.0	332.30	20,900	-	1,754.0	2,938.0	2,106.0	21,890	145.73
29	7,353.0	338.20	20,900	-	1,765.0	2,830.0	2,080.0	21,225	145.34
30	7,660.5	344.00	20,605	-	1,856.0	3,015.0	2,261.0	22,900	145.81
平均値	7,738.1	348.39	21,388	-	1,877.2	3,161.6	2,238.5	22,635	144.09

2022年10月の海外相場と為替相場

入電日	銅		錫		鉛	亜鉛	アルミ	ニッケル	為替
	年 月 日	LME	COMEX	LME	K L T M	LME			ドル
22 10 1	7,647.0	344.20	20,750	-	1,889.0	2,986.0	2,180.0	22,290	-
2	-	-	-	-	-	-	-	-	-
3	-	-	-	-	-	-	-	-	145.89
4	7,524.0	345.80	20,345	-	1,865.5	2,956.0	2,164.0	21,575	145.72
5	7,596.0	351.80	20,255	-	1,877.0	2,989.0	2,261.5	21,300	144.95
6	7,661.0	353.25	20,305	-	1,965.5	3,028.0	2,289.0	22,275	145.66
7	7,744.0	347.50	20,250	-	2,049.0	3,096.0	2,355.0	22,350	145.92
8	7,575.5	341.25	20,000	-	2,078.0	3,061.5	2,342.0	22,360	-
9	-	-	-	-	-	-	-	-	-
10	-	-	-	-	-	-	-	-	145.92
11	7,655.0	345.35	20,155	-	2,096.0	3,011.0	2,274.0	22,100	146.77
12	7,587.0	347.80	20,300	-	2,030.0	2,966.0	2,218.5	22,400	147.20
13	7,625.5	344.45	20,005	-	2,080.0	2,972.0	2,227.0	21,750	147.94
14	7,663.0	346.75	20,125	-	2,079.0	2,955.5	2,374.0	21,920	148.42
15	7,688.0	345.05	19,975	-	2,060.0	2,960.5	2,309.0	21,910	-
16	-	-	-	-	-	-	-	-	-
17	-	-	-	-	-	-	-	-	149.61
18	7,715.0	345.55	19,700	-	2,077.0	2,905.0	2,240.0	21,460	149.88
19	7,536.0	340.65	19,425	-	2,044.0	2,868.0	2,200.5	21,500	150.22
20	7,420.0	336.05	19,400	-	2,007.0	2,890.0	2,169.0	21,620	150.98
21	7,585.5	345.10	19,025	-	1,989.0	2,944.0	2,214.0	21,825	151.26
22	7,545.0	352.30	18,435	-	1,930.0	2,990.5	2,155.5	21,550	-
23	-	-	-	-	-	-	-	-	-
24	-	-	-	-	-	-	-	-	150.03
25	7,661.0	347.95	18,350	-	1,937.0	3,011.0	2,160.0	22,170	150.04
26	7,536.0	345.05	18,055	-	1,893.0	2,920.0	2,170.5	22,075	149.23
27	7,762.5	362.95	18,650	-	1,900.0	2,977.0	2,265.5	22,255	147.09
28	7,777.0	362.55	18,775	-	1,885.0	2,985.0	2,297.0	22,250	147.67
29	7,663.5	346.60	18,300	-	1,942.0	2,914.0	2,226.0	22,255	-
30	-	-	-	-	-	-	-	-	-
31	-	-	-	-	-	-	-	-	149.26
平均値	7,627.0	347.52	19,551	-	1,984.4	2,970.8	2,242.5	21,961	148.08

2022年11月の海外相場と為替相場

入電日	銅		錫		鉛	亜鉛	アルミ	ニッケル	為替
	年月 日	LME	COMEX	LME					
22 11 1	7,525.0	341.35	17,700	-	1,966.0	2,755.0	2,197.0	21,750	149.77
2	7,745.0	350.95	18,125	-	2,009.0	2,787.0	2,245.5	22,705	148.62
3	7,705.0	350.55	18,050	-	1,978.0	2,765.0	2,227.0	23,360	-
4	7,510.0	345.65	18,100	-	1,986.0	2,682.0	2,216.0	23,060	149.34
5	7,905.0	371.45	18,375	-	2,022.0	2,849.0	2,306.0	23,735	-
6	-	-	-	-	-	-	-	-	-
7	-	-	-	-	-	-	-	-	148.04
8	7,954.5	362.95	18,825	-	2,015.0	2,885.0	2,292.0	22,950	147.55
9	7,974.0	370.55	19,575	-	2,030.0	2,901.5	2,327.0	23,410	146.81
10	8,035.0	374.15	19,875	-	2,060.0	2,890.0	2,338.0	24,095	147.41
11	8,065.0	379.60	19,675	-	2,065.0	2,832.0	2,272.0	24,420	142.87
12	8,441.0	395.10	21,150	-	2,156.5	3,006.5	2,410.0	26,025	-
13	-	-	-	-	-	-	-	-	-
14	-	-	-	-	-	-	-	-	140.60
15	8,346.0	385.50	21,900	-	2,175.0	3,076.0	2,392.0	27,005	141.41
16	8,343.0	383.95	23,795	-	2,212.5	3,145.0	2,410.0	29,600	140.57
17	8,315.0	378.80	24,525	-	2,209.0	3,087.0	2,393.0	28,555	140.52
18	8,155.0	368.95	23,400	-	2,147.0	3,000.0	2,342.5	26,070	141.29
19	8,047.0	363.20	21,750	-	2,175.0	3,007.5	2,369.0	24,850	-
20	-	-	-	-	-	-	-	-	-
21	-	-	-	-	-	-	-	-	141.36
22	7,900.5	357.15	21,650	-	2,113.0	2,932.0	2,344.0	24,450	143.10
23	7,996.0	361.45	21,310	-	2,095.5	2,904.5	2,394.0	25,700	-
24	7,962.0	361.75	21,995	-	2,082.0	2,892.0	2,364.0	25,900	140.26
25	7,990.5	-	22,450	-	2,128.0	2,912.0	2,344.0	26,160	140.11
26	8,070.0	362.65	22,450	-	2,135.0	2,925.0	2,346.0	25,600	-
27	-	-	-	-	-	-	-	-	-
28	-	-	-	-	-	-	-	-	140.10
29	7,966.0	361.05	22,450	-	2,107.0	2,912.0	2,315.5	25,250	139.91
30	8,035.0	363.00	22,600	-	2,122.0	2,956.0	2,341.5	26,255	139.87
平均値	7,999.4	366.18	20,897	-	2,090.4	2,913.7	2,326.6	25,041	143.48

2022年12月の海外相場と為替相場

入電日	銅		錫		鉛	亜鉛	アルミ	ニッケル	為替
年月日	LME	COMEX	LME	KLTM	LME				ドル
22 12 1	8,198.0	372.95	22,975	-	2,164.0	2,974.0	2,387.0	26,500	138.09
2	8,216.5	381.40	23,105	-	2,155.0	3,056.5	2,430.5	26,950	136.60
3	8,342.0	384.80	23,500	-	2,171.0	3,066.5	2,448.5	27,145	-
4	-	-	-	-	-	-	-	-	-
5	-	-	-	-	-	-	-	-	135.73
6	8,440.0	-	24,475	-	2,194.5	3,120.5	2,485.0	28,365	137.55
7	8,355.5	381.15	24,600	-	2,210.0	3,187.0	2,461.0	28,250	138.31
8	8,334.0	385.55	24,475	-	2,206.0	3,140.0	2,450.5	28,725	137.57
9	8,537.0	388.05	24,400	-	2,199.0	3,242.0	2,468.5	31,075	137.95
10	8,490.5	387.60	24,700	-	2,207.0	3,247.0	2,453.5	29,850	-
11	-	-	-	-	-	-	-	-	-
12	-	-	-	-	-	-	-	-	137.76
13	8,371.5	379.85	23,900	-	2,190.0	3,284.0	2,390.0	29,310	138.83
14	8,381.0	383.95	24,300	-	2,201.0	3,289.0	2,388.0	28,800	136.49
15	8,415.0	387.50	24,275	-	2,147.0	3,277.0	2,379.5	27,850	136.48
16	8,383.0	376.30	23,650	-	2,133.0	3,235.0	2,396.0	28,625	138.73
17	8,231.5	376.15	23,750	-	2,156.0	3,127.0	2,354.0	28,850	-
18	-	-	-	-	-	-	-	-	-
19	-	-	-	-	-	-	-	-	137.22
20	8,331.0	378.30	23,300	-	2,179.0	3,060.0	2,327.0	27,525	135.54
21	8,302.0	379.75	23,375	-	2,175.0	3,075.0	2,329.5	28,400	132.78
22	8,327.0	380.60	23,875	-	2,217.0	3,065.5	2,357.0	28,175	133.29
23	8,345.5	375.15	23,925	-	2,277.0	3,008.0	2,362.0	28,650	133.77
24	8,308.5	380.30	23,950	-	2,280.0	2,985.0	2,342.0	29,600	-
25	-	-	-	-	-	-	-	-	-
26	-	-	-	-	-	-	-	-	133.33
27	-	-	-	-	-	-	-	-	134.24
28	-	383.35	-	-	-	-	-	-	134.95
29	8,451.0	383.20	24,900	-	2,303.0	3,056.0	2,343.0	30,505	135.16
30	8,395.0	382.10	24,725	-	2,314.0	3,019.0	2,371.5	30,000	133.70
31	8,387.0	380.55	24,800	-	2,335.0	3,025.0	2,360.5	30,425	-
平均値	8,359.2	381.25	24,045	-	2,210.2	3,120.9	2,394.5	28,742	136.09



金銀山元建值 参考小売価格

2021年12月1日~2022年12月23日

*gold & silver
mine/retail prices*

年/月/日	金山元	金小売	銀山元	銀小売
21/12/01	6,500	7,164	84,680	94,710
21/12/02	6,492	7,177	82,690	92,730
21/12/03	6,460	7,140	82,890	92,840
21/12/04				
21/12/05				
21/12/06	6,512	7,186	83,420	93,500
21/12/07	6,523	7,211	83,030	93,060
21/12/08	6,538	7,222	83,630	93,500
21/12/09	6,550	7,245	83,520	93,610
21/12/10	6,507	7,199	81,580	91,630
21/12/11				
21/12/12				
21/12/13	6,542	7,224	82,450	92,510
21/12/14	6,556	7,234	82,980	92,840
21/12/15	6,506	7,202	82,080	91,740
21/12/16	6,556	7,252	82,220	92,400
21/12/17	6,604	7,296	83,520	93,610
21/12/18				
21/12/19				
21/12/20	6,604	7,295	83,040	93,060
21/12/21	6,562	7,263	82,530	92,620
21/12/22	6,593	7,278	83,930	94,050
21/12/23	6,646	7,328	84,960	95,150
21/12/24	6,660	7,363	86,740	96,030
21/12/25				
21/12/26				
21/12/27	6,689		85,500	
21/12/28	6,710		86,450	
21/12/29				
21/12/30				
21/12/31				

年/月/日	金山元	金小売	銀山元	銀小売
22/01/01				
22/01/02				
22/01/03				
22/01/04	6,720		86,480	
22/01/05	6,799	7,492	87,470	98,010
22/01/06	6,777	7,465	86,450	96,910
22/01/07	6,704	7,384	84,120	94,380
22/01/08				
22/01/09				
22/01/10				
22/01/11	6,717	7,395	84,850	94,930
22/01/12	6,767	7,474	85,710	96,140
22/01/13	6,748	7,441	86,670	97,020
22/01/14	6,705	7,395	86,010	96,470
22/01/15				
22/01/16				
22/01/17	6,702	7,393	85,600	96,030
22/01/18	6,730	7,414	86,240	96,690
22/01/19	6,715	7,399	87,800	98,340
22/01/20	6,785	7,484	90,140	100,980
22/01/21	6,750	7,452	90,690	101,530
22/01/22				
22/01/23				
22/01/24	6,737	7,425	90,150	100,980
22/01/25	6,773	7,472	88,760	99,660
22/01/26	6,787	7,484	88,780	99,550
22/01/27	6,718	7,432	88,220	98,890
22/01/28	6,700	7,385	85,760	96,140
22/01/29				
22/01/30				
22/01/31	6,662	7,248	84,340	94,710

年/月/日	金山元	金小売	銀山元	銀小売
22/02/01	6,684	7,368	84,610	94,820
22/02/02	6,669	7,360	84,950	95,150
22/02/03	6,671	7,373	84,620	94,820
22/02/04	6,702	7,399	84,250	94,600
22/02/05				
22/02/06				
22/02/07	6,738	7,433	85,280	95,370
22/02/08	6,780	7,473	86,760	97,130
22/02/09	6,801	7,504	87,590	98,010
22/02/10	6,837	7,536	87,810	98,450
22/02/11				
22/02/12				
22/02/13				
22/02/14	6,932	7,636	88,870	99,990
22/02/15	6,966	7,681	90,060	100,760
22/02/16	6,912	7,618	88,340	99,000
22/02/17	6,967	7,667	89,060	99,550
22/02/18	7,044	7,761	89,470	100,210
22/02/19				
22/02/20				
22/02/21	7,044	7,790	89,890	100,870
22/02/22	7,056	7,791	89,980	100,870
22/02/23				
22/02/24	7,095	7,805	92,280	102,960
22/02/25	7,128	7,827	91,850	102,300
22/02/26				
22/02/27				
22/02/28	7,125	7,847	92,460	103,070

年/月/日	金山元	金小売	銀山元	銀小売
22/03/01	7,083	7,795	91,840	102,740
22/03/02	7,179	7,928	94,480	106,260
22/03/03	7,189	7,915	95,210	106,590
22/03/04	7,225	7,958	95,150	106,150
22/03/05				
22/03/06				
22/03/07	7,385	8,109	96,930	108,460
22/03/08	7,388	8,184	96,300	107,690
22/03/09	7,638	8,402	99,840	110,660
22/03/10	7,393	8,199	96,760	107,580
22/03/11	7,477	8,234	98,080	108,900
22/03/12				
22/03/13				
22/03/14	7,487	8,234	98,590	108,900
22/03/15	7,425	8,181	96,650	107,690
22/03/16	7,340	8,091	96,430	107,690
22/03/17	7,400	8,146	97,520	109,010
22/03/18	7,439	8,190	98,310	110,000
22/03/19				
22/03/20				
22/03/21				
22/03/22	7,474	8,226	98,570	110,220
22/03/23	7,487	8,264	97,730	109,670
22/03/24	7,593	8,374	99,460	111,320
22/03/25	7,710	8,500	102,200	113,520
22/03/26				
22/03/27				
22/03/28	7,728	8,499	101,280	112,750
22/03/29	7,691	8,439	100,980	111,870
22/03/30	7,581	8,363	99,110	110,330
22/03/31	7,606	8,393	99,070	110,330

年/月/日	金山元	金小売	銀山元	銀小売
22/04/01	7,634	8,402	98,800	109,670
22/04/02				
22/04/03				
22/04/04	7,602	8,378	98,510	109,340
22/04/05	7,632	8,434	98,140	109,230
22/04/06	7,694	8,440	98,090	109,010
22/04/07	7,672	8,463	98,700	109,890
22/04/08	7,718	8,520	99,600	110,880
22/04/09				
22/04/10				
22/04/11	7,830	8,604	100,830	111,870
22/04/12	7,895	8,691	102,560	113,850
22/04/13	7,958	8,773	103,980	115,500
22/04/14	7,996	8,803	105,200	116,490
22/04/15	8,045	8,869	105,980	117,480
22/04/16				
22/04/17				
22/04/18	8,090	8,952	106,850	118,470
22/04/19	8,117	8,967	107,210	119,020
22/04/20	8,100	8,969	105,900	117,920
22/04/21	8,094	8,926	105,170	117,260
22/04/22	8,094	8,921	103,240	115,280
22/04/23				
22/04/24				
22/04/25	8,002	8,829	101,340	113,190
22/04/26	7,817	8,636	98,910	110,440
22/04/27	7,830	8,628	98,380	109,780
22/04/28				
22/04/29				
22/04/30				

gold & silver mine/retail prices

年/月/日	金山元	金小壳	银山元	銀小壳	年/月/日	金山元	金小壳	银山元	銀小壳
22/11/01	7,832	8,635	93,590	102,850	22/12/01	7,840	8,686	99,990	111,320
22/11/02	7,842	8,669	95,020	104,720	22/12/02	7,850	8,677	100,440	111,320
22/11/03					22/12/03				
22/11/04	7,786	8,614	94,580	104,390	22/12/04				
22/11/05					22/12/05	7,820	8,630	102,540	113,410
22/11/06					22/12/06	7,807	8,604	99,510	110,110
22/11/07	7,934	8,740	99,020	108,900	22/12/07	7,830	8,632	99,390	110,000
22/11/08	7,923	8,732	99,880	109,780	22/12/08	7,878	8,683	101,200	112,310
22/11/09	8,027	8,842	101,920	111,650	22/12/09	7,880	8,713	103,330	114,290
22/11/10	8,058	8,864	100,820	110,770	22/12/10				
22/11/11	8,027	8,825	100,240	110,440	22/12/11				
22/11/12					22/12/12	7,915	8,737	104,210	115,060
22/11/13					22/12/13	7,922	8,732	105,110	115,720
22/11/14	7,914	8,752	98,600	108,900	22/12/14	7,919	8,731	104,870	115,720
22/11/15	8,004	8,834	100,580	111,210	22/12/15	7,871	8,708	105,740	116,380
22/11/16	7,992	8,806	98,360	108,570	22/12/16	7,877	8,706	104,010	114,620
22/11/17	7,977	8,797	97,740	108,130	22/12/17				
22/11/18	7,970	8,796	96,600	107,030	22/12/18				
22/11/19					22/12/19	7,868	8,693	103,630	114,070
22/11/20					22/12/20	7,914	8,718	103,150	113,630
22/11/21	7,904	8,747	95,920	107,030	22/12/21	7,735	8,517	103,980	114,840
22/11/22	7,981	8,806	97,370	108,130	22/12/22	7,740	8,565	103,950	114,950
22/11/23					22/12/23	7,668	8,468	102,180	113,190
22/11/24	7,863	8,710	98,320	109,560	22/12/24				
22/11/25	7,862	8,658	97,540	108,240	22/12/25				
22/11/26					22/12/26				
22/11/27					22/12/27				
22/11/28	7,839	8,693	96,860	108,020	22/12/28				
22/11/29	7,825	8,604	95,300	105,710	22/12/29				
22/11/30	7,832	8,644	96,660	107,250	22/12/30				
					22/12/31				

